


Project Name:	Notes:	Date:	Type:
---------------	--------	-------	-------

DESCRIPTION

Portor's TC3 is wattage and color tunable, and can be programmed with a CCT of 3500K, 4000K, or 5000K, eliminating the need to stock multiple color temperatures.

Ideal use for office spaces , walkways, schools/campuses, shopping centers, hospitality and health care industry.



CONSTRUCTION

Constructed of one-piece ribbed unitized housing and corners that interlock, preventing damage to luminaire. All sides and corners are turned in and hemmed, removing sharp edges for safe handling and installation.

ELECTRICAL

Luminaire is built with the highest quality 100-277VAC drivers.

OPTICAL SYSTEM

Designed to reduce glare and improve light distribution through precision formed lens optics.

DIMMING

1-10V dimmable standard

LISTING

DLC Premium Listed , UL Listed, FCC, RoHS, IP44 Rated

TECHNICAL SPECIFICATION

WATTAGE	30W/35W/40W
LUMENS	up to 5,000 lumens
EFFICACY	125 lm/W
CURRENT	0.367A
VOLTAGE	AC100-277V
POWER FREQUENCY	50/60 Hz
CCT	3500K/4000K/5000K
CRI	Ra>80
BEAM ANGLE	120°
WORKING TEMP.	-40°F - +122°F
STORAGE TEMP.	-40°F - +158°F
IP RATING	IP44 Suitable for damp locations
DIMMABLE	0-10V dimming
POWER FACTOR	>0.9
THD	≤20%
WARRANTY	5 year limited


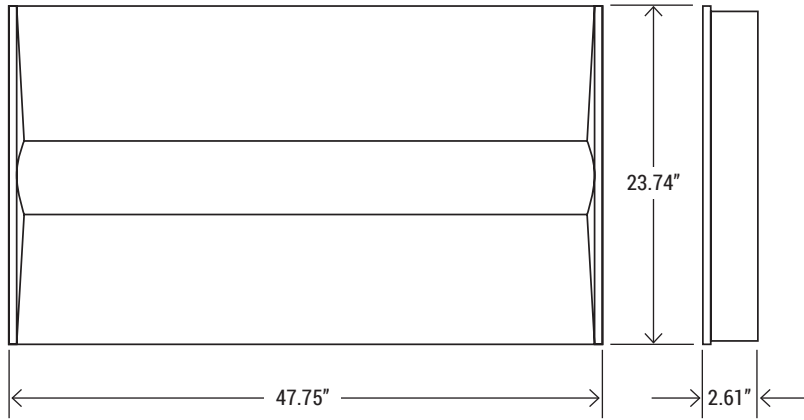


MODEL NUMBER(S)

MODEL#	WATTS	LUMENS	LM/WATT	CCT	CRI	VOLTAGE
PT-TC3-24-3CP	30W/35W/40W	up to 5,000	125	3500K/4000K/5000K	>80	AC 100/277V

Project Name:	Notes:	Date:	Type:
---------------	--------	-------	-------

DIMENSION



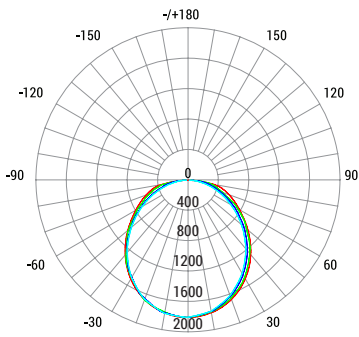
Easily flip the switch for desired Wattage and CCT.

OPTIONS

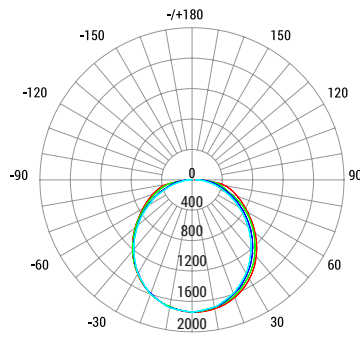


EMERGENCY BATTERY BACK-UP
(Inquire factory for more info)

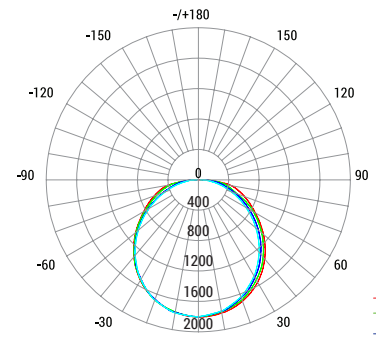
PHOTOMETRY



Average Beam Angle (50%) : 107.0 degree
(40W @ 3500K)



Average Beam Angle (50%) : 106.9 degree
(40W @ 4000K)



Average Beam Angle (50%) : 106.7 degree
(40W @ 5000K)